







## Product Table - Rotating Jet-Heads Scanjet Tank Cleaning Machines

Sorted by model number. The configurations below are as standard. Custom configurations are available on request at minimal to no cost increase over standard.

Model	Image	Drive	Spray Pattern	Minimum Opening in(mm)	Max Flow USGPM (m3/hr)	Max Pressure PSI(BAR)	Max Temp F(C)	Max Jet Radius Ft(M)	Hygienic Design	Weight Lbs(kg)	Note
BIO10		Integrated Turbine	360°	5.7 (145)	78 (17.5)	200 (13.8)	284 (140)	54 (16.5)	Yes	11 (5.1)	None
BIO15		Integrated Turbine	360°	8.3 (210)	135 (35)	175 (12)	284 (140)	55 (16.8)	Yes	22.5 (10.2)	None
BIO25		Integrated Turbine	360°	7.9 (200)	215 (55)	175 (12)	284 (140)	70 (19)	Yes	18.3 (8.3)	None
SC15TWSS		Integrated Turbine	360°	6.6 (168.1)	178 (40.4)	300 (20.7)	284 (140)	55 (16.8)	No	20 (9.1)	None
SC30A		External Pneumatic	360° Programmable	5.9 (149)	310 (70)	200 (13.8)	284 (140)	124 (38)	No	96.8 (44)	01 03
SC30T		External Turbine	360° Programmable	5.9 (149)	310 (70)	200 (13.8)	284 (140)	124 (38)	No	94.6 (43)	01
SC30TA		External Turbine	360° Programmable	5.9 (149)	220 (50)	175 (12)	284 (140)	115 (34)	Yes	94.6 (43)	05

SC40RE		External Electric	360°	6.3 (160)	360 (82)	200 (14)	284 (140)	70 (21)	No	83 (38)	01
SC40RT		External Turbine	360°	6.3 (160)	215 (50)	200 (13.8)	284 (140)	69 (23)	No	95 (43.2)	01
SC45TWSS		Integrated Turbine	360°	7.9 (199.3)	385 (88)	200 (13.8)	284 (140)	90 (27.5)	No	33.1 (15)	None
SC90A		External Pneumatic	360° Programmable	7.87 (200)	540 (125)	175 (12)	284 (140)	120 (37)	No	165 (75)	01
SC90T		External Turbine	360° Programmable	7.7 (195)	550.4 (125)	175 (12)	284 (140)	134.5 (41)	No	220 (100)	04
SCHP3000		External Electric	360°	3.0 (76.2)	13.5 (2.6)	2465 (170)	284 (140)	16 (4.9)	No	13.6 (6.2)	None
SCLP3000		External Electric	360°	2.8 (70)	23 (5.25)	200 (13.8)	284 (140)	19 (5.8)	No	13.6 (6.2)	None

**Notes:**

01) Based on length below mounting flange of 60 inches or 1500mm.

02) Based on downpipe length of 36" and standard 3 prong flange.

03) Weight is including SC100 pneumatic drive.

04) Based on length below mounting flange of 138 inches or 3500mm.

05) This is an aseptic unit for large tanks or process vessels.

Maximum and minimum temperatures are related at static conditions for the equipment.